

# Turnitin student registration and thesis submission

Mihály Csüllög

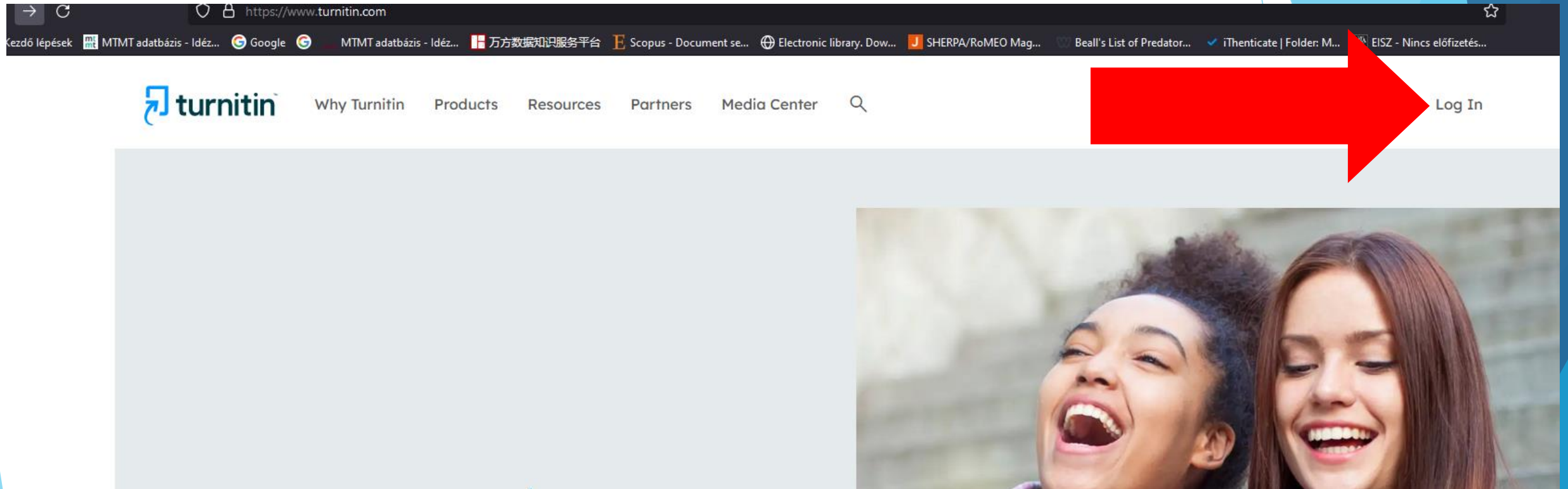
# Important information

- ▶ **Before registering, please read carefully this guide.**
- ▶ Before registering, please read the related thesis rules of Faculty of Engineering:
  - ▶ [https://eng.unideb.hu/sites/default/files/de-mk\\_rules\\_for\\_writing\\_a\\_thesis\\_0.pdf](https://eng.unideb.hu/sites/default/files/de-mk_rules_for_writing_a_thesis_0.pdf)
  - ▶ Further rules in Thesis chapter: <https://eng.unideb.hu/en/useful-information-your-study>

# Important information

- ▶ **If you already have a turnitin profile, you do not need to register again. It is enough to enroll in the class**
- ▶ The student profile means limited access.
- ▶ The students can only view their own thesis.
- ▶ The students can not delete the uploaded thesis. Only the plagiarism checker has the right to delete it. After deletion the student can re-upload their thesis (if it is necessary).
- ▶ The submitted thesis will not be included in the Turnitin repository.
- ▶ After submission the student can view the similarity report, but it is not the plagiarism result (**only similarity**). In all cases, please wait for the response of the plagiarism checker and only then make any corrections to the thesis (if it is necessary).
- ▶ Turnitin is very fast, usually the similarity checking process takes 1-2 minutes. In all cases, please download the similarity report after it was completed. As soon as I perform the plagiarism check and notify the student of the result, I delete the uploaded file from the Turnitin.
- ▶ Please register for Turnitin only once, with only one e-mail address. I will answer everybody in time.
- ▶ I only perform the plagiarism checks for students who are on department's list. I will ignore all other theses and delete them.
- ▶ The theses are only checked during working hours. That means **NOT** on holidays and weekends. Working hours Monday - Friday : 8:00-16:00.

# Registration if you don't have a profile yet.



- ▶ Please open turnitin.com site!
- ▶ Click on the Log In button!

# Registration if you don't have a profile yet.

- ▶ Please choose the STUDENT option!

user\_type.asp?lang=en\_us



## Create a User Profile

All users must have a user profile to use the service. Please select how you will be using Turnitin:

[Student](#)  
[Teaching Assistant](#)  
[Instructor](#)

[Existing user?](#)

If you've used the service before, there is no requirement to create a new user profile. Log in [here](#) with your old credentials.



# Registration

- ▶ Please, create your own student profile! Class ID and Class enrollment key you can find in NEPTUN.

ewuser\_join.asp?svr=36&session-id=708b82cb020347bf915eaac94c697752&lang=en\_us&r=88.6597902937027

## Create a New Student Profile

### Class ID Information

All students must be enrolled in an active class. To enroll in a class, please enter the class ID number and class enrollment key that you were given by your instructor.


Please note that the key and pincode are case-sensitive. If you do not have this information, or the information you are entering appears to be incorrect, please contact your instructor.

Class ID

Class enrollment key

### User Information

Your first name

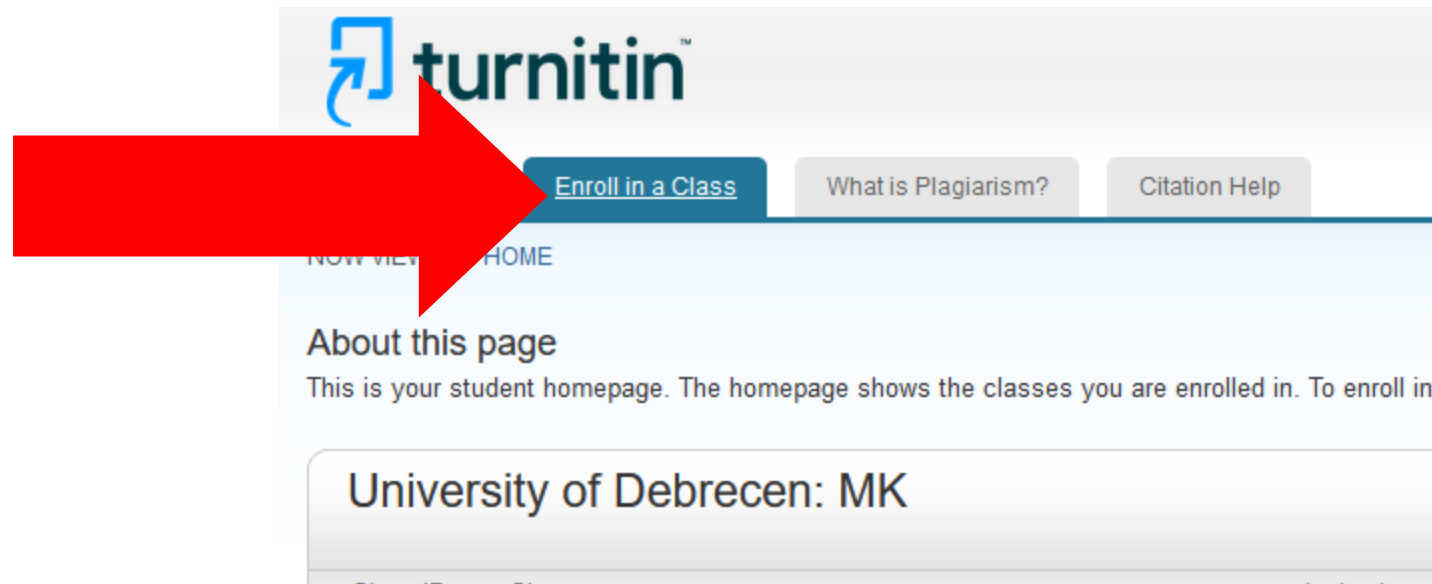


# Login and submission

- ▶ You should read about login process here: <https://help.turnitin.com/feedback-studio/turnitin-website/student/account-basics/logging-in.htm>
- ▶ Thesis submission: <https://help.turnitin.com/feedback-studio/turnitin-website/student/submitting-a-paper/file-upload-submission.htm>
- ▶ More information about student profile: <https://help.turnitin.com/feedback-studio/turnitin-website/student/student-category.htm>

# Registration if you already have a profile.

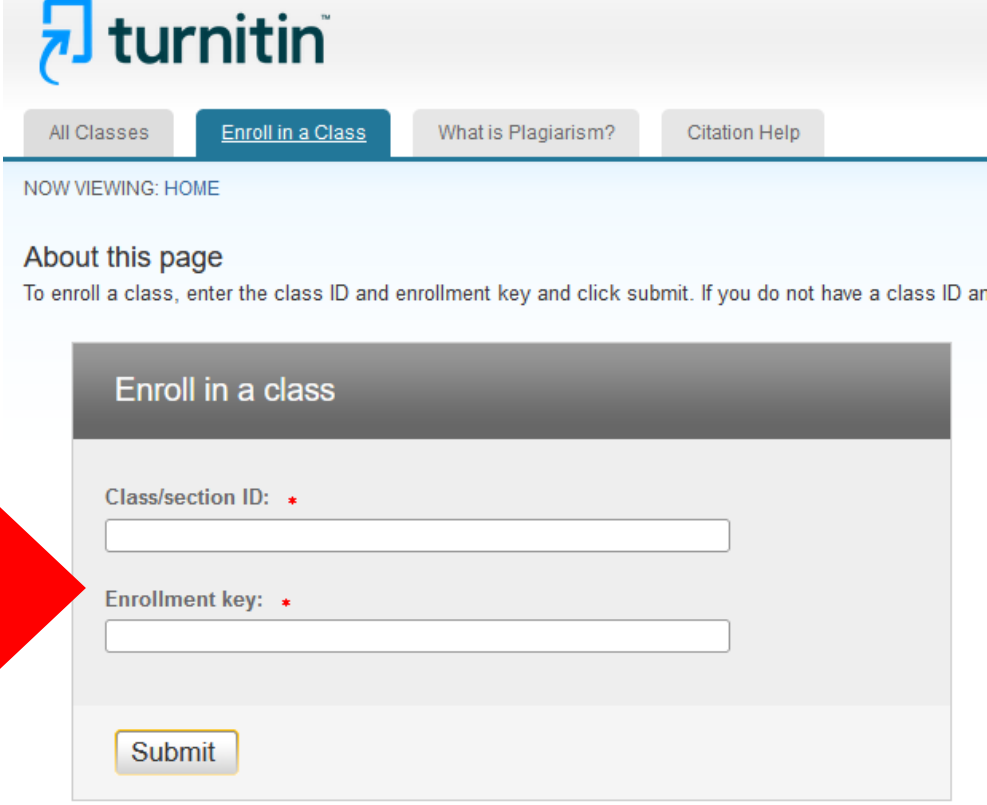
- ▶ After log in please choose the Enroll in Class option.





# Registration if you already have a profile.

- ▶ Class ID and Class enrollment key you can find in NEPTUN.
- ▶ Click on the Submit!



The screenshot shows the Turnitin website interface. At the top, the Turnitin logo is visible. Below it, there are navigation tabs: 'All Classes', 'Enroll in a Class' (which is highlighted), 'What is Plagiarism?', and 'Citation Help'. The main content area is titled 'NOW VIEWING: HOME' and 'About this page'. Below this, there is a section titled 'Enroll in a class' with a dark header. This section contains two input fields: 'Class/section ID: \*' and 'Enrollment key: \*'. A large red arrow points to the 'Class/section ID' input field. At the bottom of the form is a 'Submit' button.

# Submission

- ▶ After login, please click on the Class name!

**turnitin™**

All Classes Enroll in a Class What is Plagiarism? Citation Help

NOW VIEWING: HOME

Turnitin will have a scheduled system maintenance April 20 07:00 – 12:00 PDT (for local time zone please click: [Time zone converter](#)). Due to the maintenance, Turnitin may be unavailable. As of March 5th the process for submitting assignments will change. Check out our new [guidance](#)

### About this page

This is your student homepage. The homepage shows the classes you are enrolled in. To enroll in a new class, click the enroll in a class button. Click a class name to open your class homepage. For more information on how to submit, please see our [help page](#).

## University of Debrecen: MK

Class ID	Class name	Instructor
32835223	teszt	Mihály Csüllög

# Submission

▶ Click on the OPEN button!

[Class Portfolio](#) [My Grades](#) [Discussion](#) [Calendar](#)


NOW VIEWING: HOME > TESZT

Welcome to your new class homepage! From the class homepage you can see all your assignments for your class, view additional assignment information, submit your work, and access feedback for your papers. ✕  
Hover on any item in the class homepage for more information.

Class Homepage

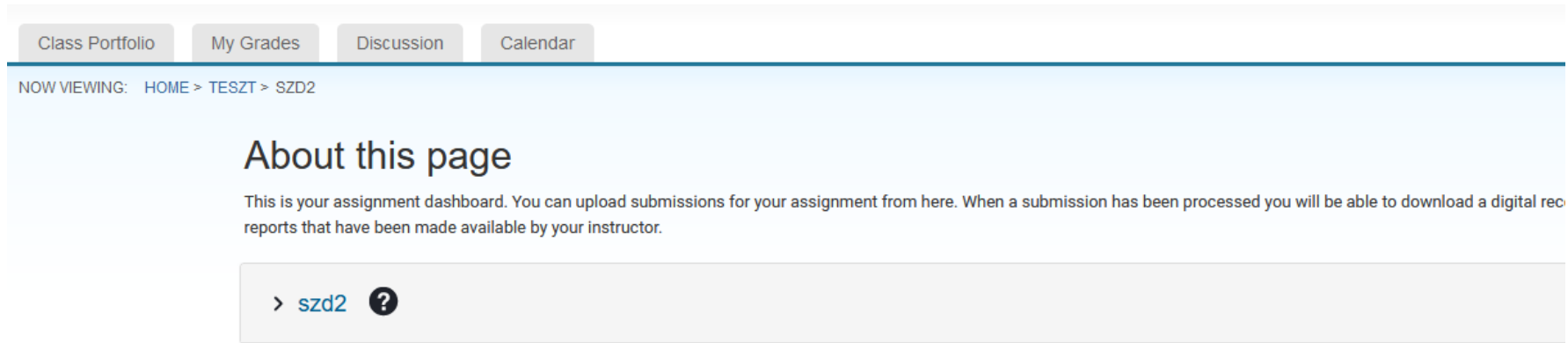
This is your class homepage. To access more information about the assignment, click the "Open" button.

Assignment Inbox: teszt				
Assignment Title	Dates			
szd2	Start	17-Dec-2021	2:52PM	
	Due	31-Mar-2024	11:59PM	
	Post	31-Mar-2024	11:59PM	
EHS szakmémnök 2023	Start	04-May-2023	8:37AM	
	Due	31-Jul-2023	11:59PM	
	Post	31-Jul-2023	11:59PM	



# Submission

- ▶ Click on the Upload Submission!

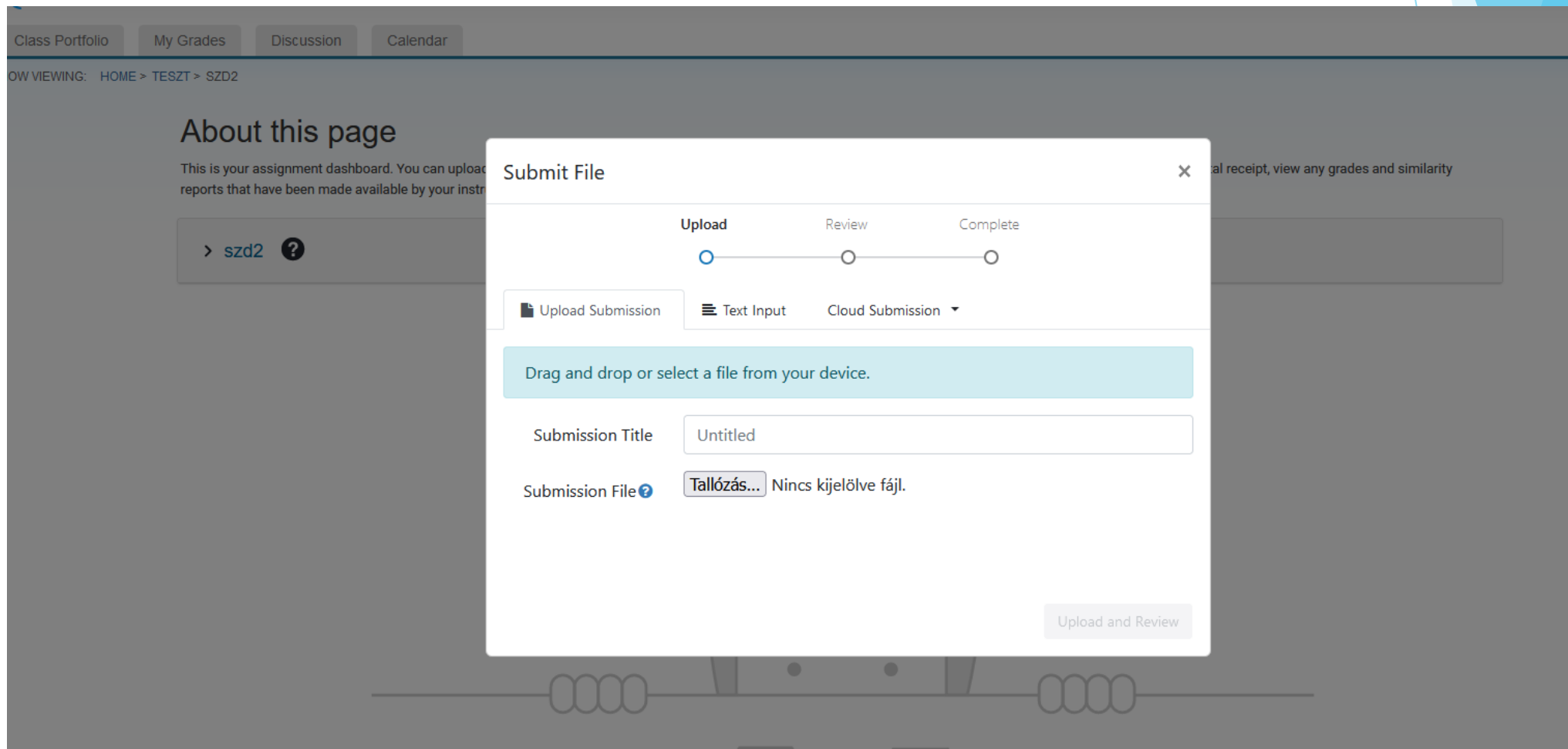


The screenshot shows a course dashboard interface. At the top, there are four navigation tabs: "Class Portfolio", "My Grades", "Discussion", and "Calendar". Below the tabs, the breadcrumb path reads "NOW VIEWING: HOME > TESZT > SZD2". The main heading is "About this page", followed by a paragraph: "This is your assignment dashboard. You can upload submissions for your assignment from here. When a submission has been processed you will be able to download a digital reports that have been made available by your instructor." Below this text is a grey bar containing a right-pointing chevron, the text "szd2", and a question mark icon. At the bottom center of the screenshot, a blue button labeled "Upload Submission" is visible, with a large red arrow pointing upwards towards it.

Upload Submission

# Submission

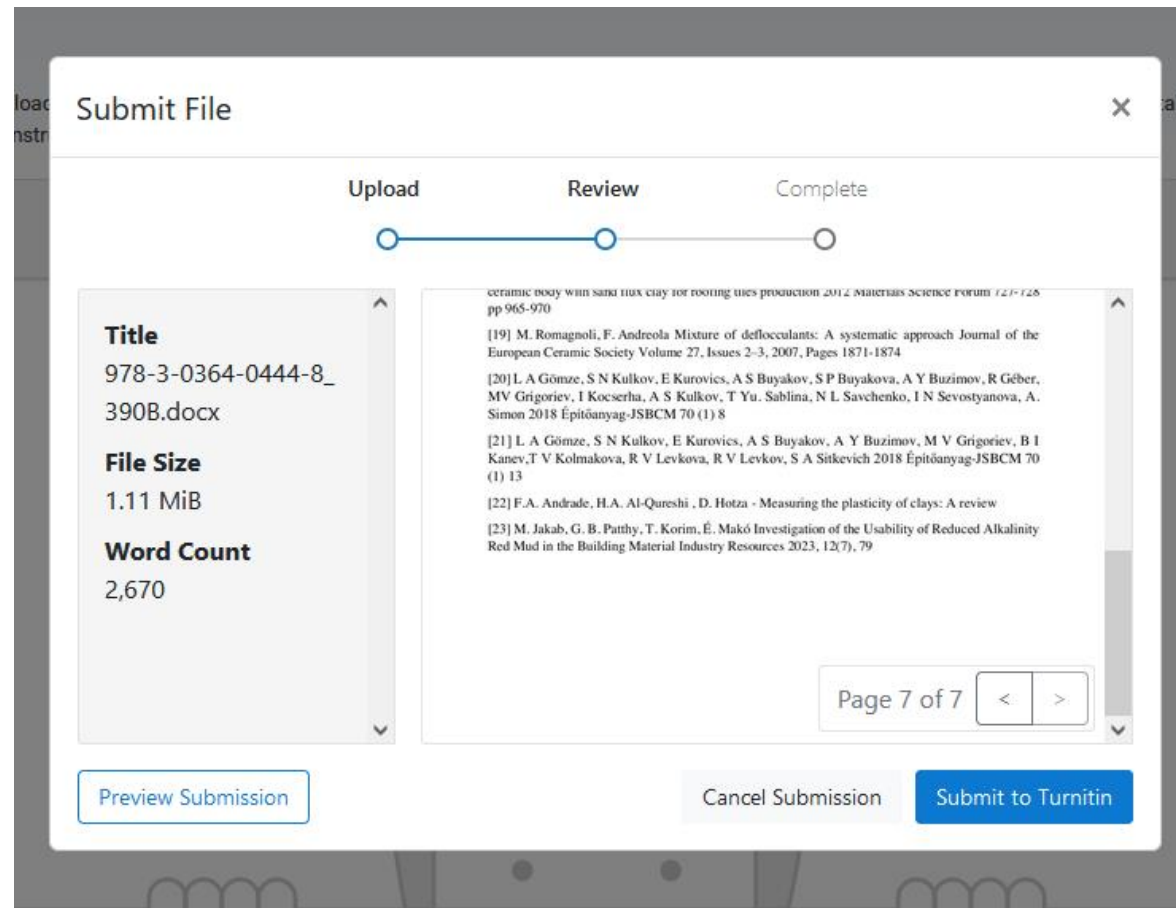
- ▶ Browse your thesis file and click on the Upload and Review! **Please upload WORD format!**



The screenshot displays a web interface for submitting a file. At the top, there are navigation tabs: 'Class Portfolio', 'My Grades', 'Discussion', and 'Calendar'. Below these, the breadcrumb path reads 'HOME > TESZT > SZD2'. The main content area is titled 'About this page' and contains a description: 'This is your assignment dashboard. You can upload reports that have been made available by your instructor.' A button labeled '> szd2' with a question mark icon is visible. A modal window titled 'Submit File' is open in the center. It features a progress indicator with three stages: 'Upload' (active), 'Review', and 'Complete'. Below the progress bar are three options: 'Upload Submission' (selected), 'Text Input', and 'Cloud Submission'. A light blue box contains the instruction 'Drag and drop or select a file from your device.' Below this is a 'Submission Title' field with the text 'Untitled'. The 'Submission File' field shows a 'Tallózás...' button and the text 'Nincs kijelölve fájl.'. At the bottom right of the modal is an 'Upload and Review' button.

# Submission

- ▶ Click on the Submit to Turnitin!



The screenshot displays the 'Submit File' window in Turnitin. At the top, a progress bar indicates the current stage: 'Upload' (completed), 'Review' (current stage), and 'Complete'. Below the progress bar, the document details are shown:

- Title:** 978-3-0364-0444-8\_390B.docx
- File Size:** 1.11 MiB
- Word Count:** 2,670

The main content area displays a preview of the document's text, which includes a list of references:

- ceramic body with sand flux clay for roofing tiles production 2012 Materials Science Forum 121-128 pp 965-970
- [19] M. Romagnoli, F. Andreola Mixture of deflocculants: A systematic approach Journal of the European Ceramic Society Volume 27, Issues 2-3, 2007, Pages 1871-1874
- [20] L. A. Gömze, S. N. Kulkov, E. Kurovics, A. S. Buyakov, S. P. Buyakova, A. Y. Buzimov, R. Géber, M. V. Grigoriev, I. Kocserha, A. S. Kulkov, T. Yu. Sablina, N. L. Savchenko, I. N. Sevostyanova, A. Simon 2018 Épitóanyag-JSBCM 70 (1) 8
- [21] L. A. Gömze, S. N. Kulkov, E. Kurovics, A. S. Buyakov, A. Y. Buzimov, M. V. Grigoriev, B. I. Kanev, T. V. Kolmakova, R. V. Levkova, R. V. Levkov, S. A. Sitkevich 2018 Épitóanyag-JSBCM 70 (1) 13
- [22] F.A. Andrade, H.A. Al-Qureshi, D. Hotza - Measuring the plasticity of clays: A review
- [23] M. Jakab, G. B. Patthy, T. Korim, É. Makó Investigation of the Usability of Reduced Alkalinity Red Mud in the Building Material Industry Resources 2023, 12(7), 79

At the bottom of the window, there are three buttons: 'Preview Submission', 'Cancel Submission', and 'Submit to Turnitin'.

# View and download the similarity report

- ▶ The similarity checking process takes 1-2 minutes. If there will not result, please send an e-mail to [mcsullog@eng.unideb.hu](mailto:mcsullog@eng.unideb.hu) , and the problem will be solved.
- ▶ Click on the colour bar under the Similarity to open the similarity report.

## About this page

This is your assignment dashboard. You can upload submissions for your assignment from here. When a submission has been processed you will be able to download a digital receipt, view any grades and similarity reports that have been made available by your instructor.

> szd2 ?

Paper Title

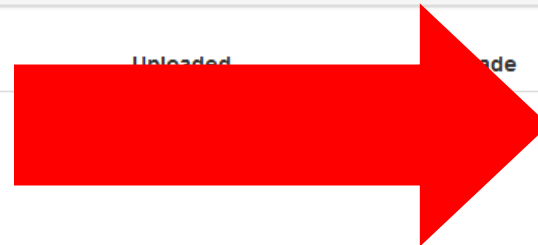
978-3-0364-0444-8\_390B.docx

Uploaded

Grade

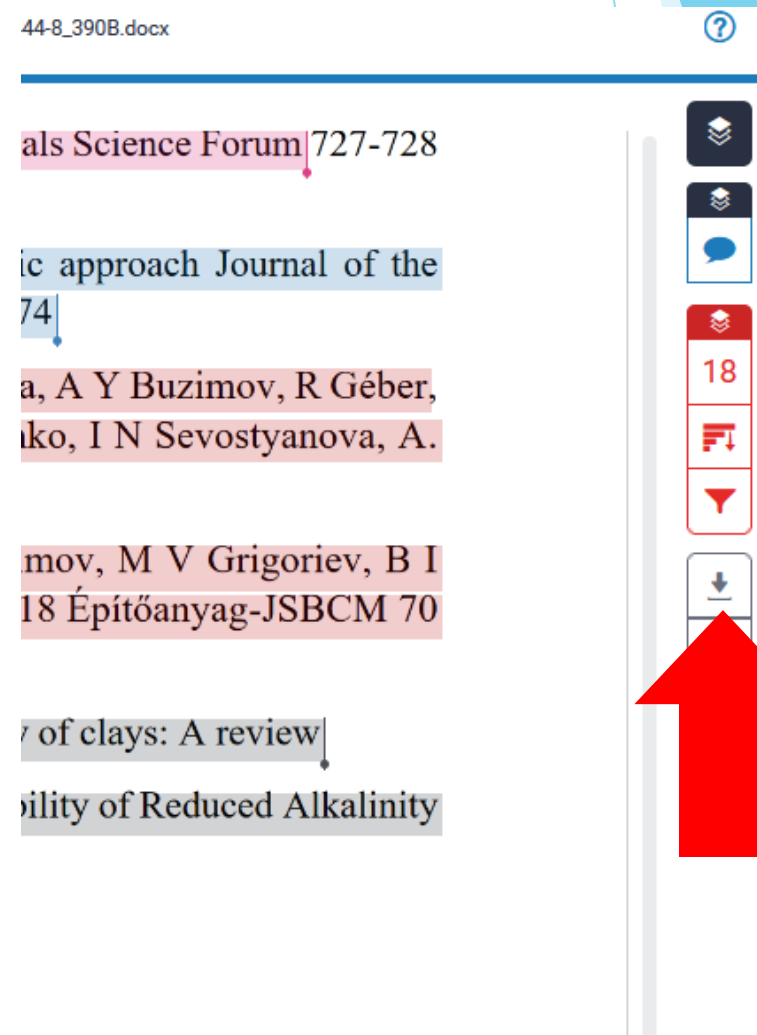
Similarity

18%



# View and download the similarity report

- ▶ Please download it by clicking on the grey arrow symbol. From the pop-up window with the Current View option possible the download the complete similarity report. The similarity index and the list of similar sources are shown at the end of the report .
- ▶ **PLEASE wait my opinion before you start to correct your thesis.**



44-8\_390B.docx

als Science Forum 727-728

ic approach Journal of the  
74

a, A Y Buzimov, R Géber,  
iko, I N Sevostyanova, A.

mov, M V Grigoriev, B I  
18 Építőanyag-JSBCM 70

of clays: A review

ility of Reduced Alkalinity

18

Download icon (grey arrow) highlighted with a red arrow.



# Thesis re-uploading

- ▶ **In all cases, please download the similarity report after it was completed**. As soon as I perform the plagiarism check and notify the student of the result, I delete the uploaded file from the Turnitin.
- ▶ **After deletion the students can re-upload their thesis with their previous registration** (if it it necessary).

# Feedback option

- ▶ If you have any other questions or if something is not clear in this presentation, please send me an e-mail ([mcsullog@eng.unideb.hu](mailto:mcsullog@eng.unideb.hu)).